



Welcome

Make you feel like home

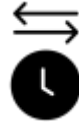
Homestay Management by Antlerzone

House Rules



Unreturned Access Card/Car Tag

RM200 penalty for not returning key/access card/car tag after check-out.



Early Check-in/Late Check-out

Please inform us in advance for early check-in or late check-out. Early check-in & Check-out subject to availability.



Guest Responsibility

Guests are responsible for all items in the premises. Any damage or loss will be charged based on the price list.



Check-in Information

Check-in from 4:00 pm to 10:30 pm for assistance during your arrival.



Party Policy

Notify beforehand. RM500 fee + penalty for undisclosed parties.



Prohibition of Illegal Activities

Engaging in illegal activities in the unit is strictly prohibited. Any such activities will be reported to the police.



Check-out Time

Check-out before 11:00am to avoid extra charges for room preparation.



Number of Guests

Provide accurate guest count during booking/payment. Extra guests incur RM50/pax charge.



Guest Responsibility – Belongings

We are not responsible for any forgotten belongings. Please ensure you check thoroughly before checking out.



Quiet Hours

Quiet hours start at 10 pm. Please respect the peace and quiet for all guests.



No Pets Allowed

Pets are prohibited in our high-rise units. Penalties and summonses will be enforced as per management guidelines.



No Smoking Policy

Strict no-smoking policy inside the unit. RM500 penalty for smoking. Smoking allowed on balcony with closed glass door.



Restricted Fruits

Durians, mangosteens, and dragon fruits are not allowed inside the homestay.



Tiara Desaru

Unit Number: C2-3A-10

Facility Floor: Level 3A

Parking Lot: Lot nearby

Wifi Password: llovetiaradesaru



**Bubbles Laundrette
NO.7, Jalan Jelutong 1,
Taman Desaru Utama,
81930 Bandar Penawar, Johor.**

4

请去这个洗衣店，并选择6号的信箱盒。
Please go to this DOBI shop and choose mailbox number 6.



**Bubbles Laundrette
NO.7, Jalan Jelutong 1,
Taman Desaru Utama,
81930 Bandar Penawar,Johor.**

4


用客服给你的密码，打开盒子6 拿出Visitor Pass， 并把它放在车挡风镜的位子。
Please use the mailbox pin to open box 5 and take the Visitor Pass, put in your car.



1


请通过这个保安亭，并出示您的**Visitor Pass**。【C2-3A-10】

Please go in through this guardhouse, show him your visitor pass. 【C2-3A-10】



2

看见C2的这里，你可以停在附近的车位。
You may park the lot nearby once you see Block C2.



3

走进这个入口处，搭这里的电梯。
Walk in this entrance, take the lift here.



4

按下3A楼层前往C2-3A-10。
Press the 3A button to C2-3A-10.



4

电梯出来转右前往C2-3A-10。
Turn right to C2-3A-10.



4

直走到尾
Go straight



4

您的单位在您的右侧
Your unit will be on your right side



用你的手触碰这个屏幕，输入客服给你的密码。
Use your hand to touch the screen, press the pin number given by CS.



Thank You

Enjoy every moment of your vacation!

Homestay Management by Antlerzone