



Welcome

Make you feel like home

Homestay Management by Antlerzone

House Rules



Unreturned Access Card/Car Tag

RM200 penalty for not returning key/access card/car tag after check-out.



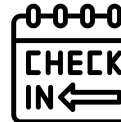
Early Check-in/Late Check-out

Please inform us in advance for early check-in or late check-out. Early check-in & Check-out subject to availability.



Guest Responsibility

Guests are responsible for all items in the premises. Any damage or loss will be charged based on the price list.



Check-in Information

Check-in from 4:00 pm to 10:30 pm for assistance during your arrival.



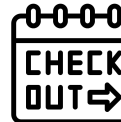
Party Policy

Notify beforehand. RM500 fee + penalty for undisclosed parties.



Prohibition of Illegal Activities

Engaging in illegal activities in the unit is strictly prohibited. Any such activities will be reported to the police.



Check-out Time

Check-out before 11:00am to avoid extra charges for room preparation.



Number of Guests

Provide accurate guest count during booking/payment. Extra guests incur RM50/pax charge.



Guest Responsibility – Belongings

We are not responsible for any forgotten belongings. Please ensure you check thoroughly before checking out.



Quiet Hours

Quiet hours start at 10 pm. Please respect the peace and quiet for all guests.



No Pets Allowed

Pets are prohibited in our high-rise units. Penalties and summonses will be enforced as per management guidelines.



No Smoking Policy

Strict no-smoking policy inside the unit. RM500 penalty for smoking. Smoking allowed on balcony with closed glass door.



Restricted Fruits

Durians, mangosteens, and dragon fruits are not allowed inside the homestay.



Country Garden Amberside

Unit Number: 1C-01-05

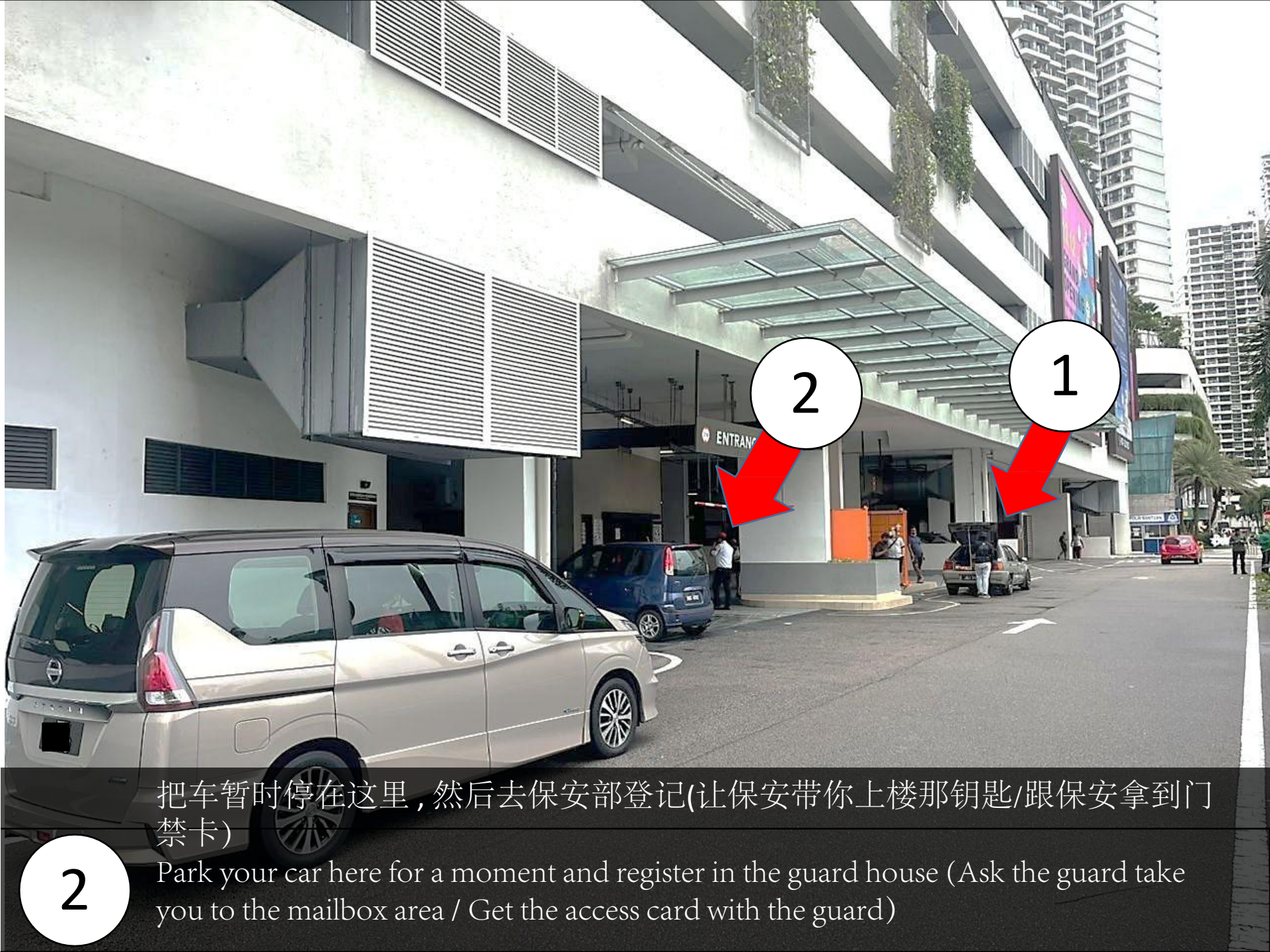
Facility Floor: Level P6

Parking Lot: Level P5-118



1

进入Amberside
Enter Amberside



把车暂时停在这里，然后去保安部登记(让保安带你上楼那钥匙/跟保安拿到门禁卡)

2

Park your car here for a moment and register in the guard house (Ask the guard take you to the mailbox area / Get the access card with the guard)



3


直接进入 9A 大厅, 然后乘搭电梯去P6 (需扫描门禁卡进入)
Direct access to lobby 9A and take the elevator to P6 (Scan card to open door)



4

扫描您的卡，然后点击P6
Scan your card and go to level P6

BLOCK 9A



5

出电梯后前往 BLOCK 1C

Go to Block 1C after exiting the elevator



6

经过泳池, BLOCK 1C 就在前面

Pass the swimming pool, BLOCK 1C is just ahead



7

转左, 寻找信箱区
Turn left and look for the mailbox area



8


信箱区
Mailbox Area



9


寻找信箱1C-01-05，利用密码转开

Find mailbox 1C-01-05 and use the password to open




10

用门禁卡扫描，去 P5
Scan the access card and go to Level P5



11

转左
Turn left




12

转右去 P5
Turn right and to P5




13

直走转右
Go straight and turn right



14

停车位 118 就在您的右边
Parking lot 118 is on your right



15


停车位 118
Parking lot 118



16

前往Block 1C大厅, 扫描此卡开门

Go turn Block 1C lobby and scan for this card to open door



17

再次扫描您的卡，然后点击1楼
Scan again your card and go to level 1



18

单位就在右边
Our unit on the right side

1C-01-05

19

1C-01-05



20

扫描蓝卡进入
Scan the blue token to enter



Thank You

Enjoy every moment of your vacation!

Homestay Management by Antlerzone