



Welcome

Make you feel like home

Homestay Management by Antlerzone

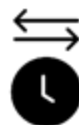


House Rules



Unreturned Access Card/Car Tag

RM200 penalty for not returning key/access card/car tag after check-out.



Early Check-in/Late Check-out

Please inform us in advance for early check-in or late check-out. Early check-in & Check-out subject to availability.



Guest Responsibility

Guests are responsible for all items in the premises. Any damage or loss will be charged based on the price list.



Check-in Information

Check-in from 4:00 pm to 10:30 pm for assistance during your arrival.



Party Policy

Notify beforehand. RM500 fee + penalty for undisclosed parties.



Prohibition of Illegal Activities

Engaging in illegal activities in the unit is strictly prohibited. Any such activities will be reported to the police.



Check-out Time

Check-out before 11:00am to avoid extra charges for room preparation.



Number of Guests

Provide accurate guest count during booking/payment. Extra guests incur RM50/pax charge.



Guest Responsibility – Belongings

We are not responsible for any forgotten belongings. Please ensure you check thoroughly before checking out.



Quiet Hours

Quiet hours start at 10 pm. Please respect the peace and quiet for all guests.



No Pets Allowed

Pets are prohibited in our high-rise units. Penalties and summonses will be enforced as per management guidelines.



No Smoking Policy

Strict no-smoking policy inside the unit. RM500 penalty for smoking. Smoking allowed on balcony with closed glass door.



Restricted Fruits

Durians, mangosteens, and dragon fruits are not allowed inside the homestay.




D'summit


Unit Number : D1-35-05

Facility Floor : Level 7


Parking Lot : Level 3 – 492&493




- 跟着地图来到此入口，转右
- Follow the map to this entrance and turn right





- 跟着指示前进
- Follow the arrows





- 跟着地图来到此入口，和保安登记
- Follow the map to this entrance and register with the security guard



- 登记后前往此入口
- After registration, go to this entrance





- 进入后跟着指示，去信箱拿钥匙
- After entering, follow the instructions to get the key from the mailbox





6

- 跟着指示，去信箱拿钥匙
- Follow the instructions to get the key from the mailbox




- 跟着指示，去信箱拿钥匙
- Follow the instructions to get the key from the mailbox

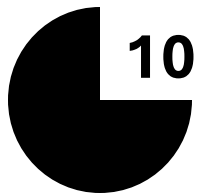


8

- 跟着指示，去信箱拿钥匙
- Follow the instructions to get the key from the mailbox




- 把车停在红圈处，跟着黄色指标前往信箱处
- Park your car at the red circle and follow the yellow signs to the mailbox




10

- 来到此处后如果门是锁着的可以通知保安开门
- If the door is locked when you arrive, you can notify the security to open it.



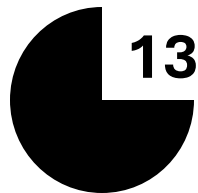
11

- 跟着指示进来此信箱处拿钥匙
- Mailbox area and get the key



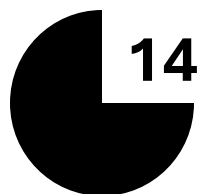
12

- 寻找您的信箱 D1-35-05
- Find your mailbox D1-35-05



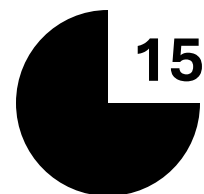


13

- 您的信箱 D1-35-05，密码会由客服通过信息发送
- Find your mailbox D1-35-05, the password will be sent by customer service via message.





14

- 您如果没开车可以跟着指示搭电梯上楼
- If you didn't drive, you can follow arrows and take the elevator directly upstairs





15

- 您如果没开车可以跟着指示搭电梯上楼
- If you didn't drive, you can follow arrows and take the elevator directly upstairs

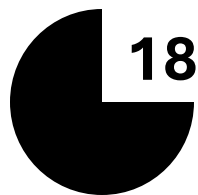


16

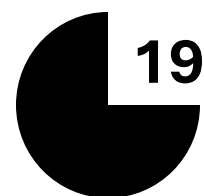
- 进入电梯跟着指示用门卡扫描,然后按下另一边的楼层35
- Enter the elevator, follow the instructions to scan the door card, then press floor 35 on the other side




- 有开车的朋友们拿了钥匙回到刚刚进来的入口转左
- Friends who are driving and have taken the keys, return to the entrance you came through earlier and turn left



- 跟着箭头行驶，继续前行
- Follow arrows, continue forward




- 跟着箭头行驶，继续前行
- Follow arrows, continue forward




20

- 跟着箭头行驶，继续前行
- Follow arrows, continue forward

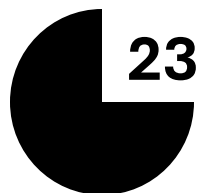


- 跟着箭头行驶，继续前行
- Follow arrows, continue forward



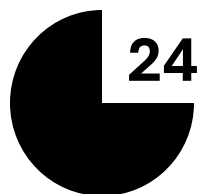
22

- 跟着箭头行驶，直到看到**Level-3**
- Follow the arrows until you reach Level-3

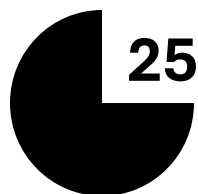


23

- 跟着指示会看到此转弯处，照着剪头前进
- Follow the directions and you will see this turn. Follow the arrow and continue forward

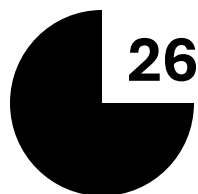


- 看到Level-3后，转左
- When you see Level-3, turn left




25

- 直走转右
- Go straight and then turn right



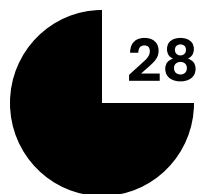
26

- 跟着箭头行驶
- Follow the arrows




27

- 跟着箭头行驶
- Follow the arrows



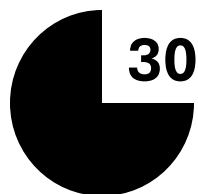
28

- 跟着箭头行驶
- Follow the arrows



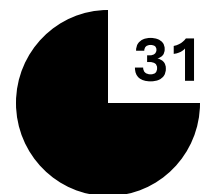
29

- 跟着箭头行驶
- Follow the arrows




30

- 跟着箭头行驶，您的停车位将在您的左侧
- Follow the arrows, and your parking lot will be on your left



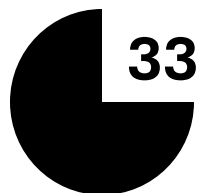

31

- 您的停车位将在您的左侧 **3-492 & 3-493**
- Your parking lot will be on your left, **3-492 & 3-493**



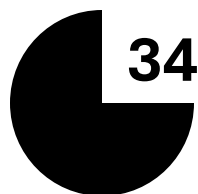

32

- 您的停车位 **3-492 & 3-493**
- Your parking lot **3-492 & 3-493**



33

- 停好车后，跟着指示去到D1塔电梯
- After parking the car, go to the D1 tower lift



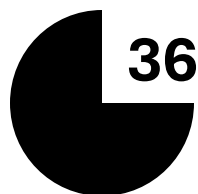
34

- 跟着指示前进
- Follow the arrows



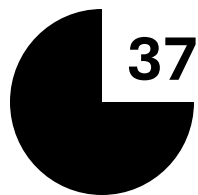

35

- 用刚刚从信箱拿的卡扫描
- Scan the card you just took from the mailbox





36

- 跟着指示搭电梯
- Follow the instructions to take the elevator



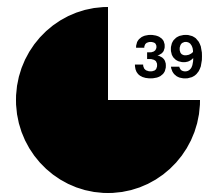

37

- 使用电梯前往 D1-35-05
- Use the lift to your unit D1-35-05



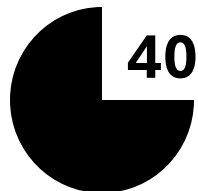
38

- 进入电梯跟着指示用门卡扫描,然后按下另一边的楼层35
- Enter the elevator, follow the instructions to scan the door card, then press floor 35 on the other side



39

- 35-05 就是您的单位，用您的手唤醒门锁银幕然后用蓝色芯片解锁即可
- 35-05 is your unit. Use your hand to wake up the door lock screen, then unlock it with the blue chip



40

- **RFID x1, Access card x2, Blue token x2**
- 务必把这些物品归还回信箱里谢谢
- Please make sure to return these items as mentioned in the instructions. Thank you.

Thank you

诚心感谢您选择了我们的民宿,您的任何反馈将
是我们前进的动力

*We sincerely thank you for choosing our homestay. Any
feedback from you will be our driving force for
improvement.*

