



Welcome

Make you feel like home

Homestay Management by Antlerzone

House Rules



Unreturned Access Card/Car Tag

RM200 penalty for not returning key/access card/car tag after check-out.



Early Check-in/Late Check-out

Please inform us in advance for early check-in or late check-out. Early check-in & Check-out subject to availability.



Guest Responsibility

Guests are responsible for all items in the premises. Any damage or loss will be charged based on the price list.



Check-in Information

Check-in from 4:00 pm to 10:30 pm for assistance during your arrival.



Party Policy

Notify beforehand. RM500 fee + penalty for undisclosed parties.



Prohibition of Illegal Activities

Engaging in illegal activities in the unit is strictly prohibited. Any such activities will be reported to the police.



Check-out Time

Check-out before 11:00am to avoid extra charges for room preparation.



Number of Guests

Provide accurate guest count during booking/payment. Extra guests incur RM50/pax charge.



Guest Responsibility – Belongings

We are not responsible for any forgotten belongings. Please ensure you check thoroughly before checking out.



Quiet Hours

Quiet hours start at 10 pm. Please respect the peace and quiet for all guests.



No Pets Allowed

Pets are prohibited in our high-rise units. Penalties and summonses will be enforced as per management guidelines.



No Smoking Policy

Strict no-smoking policy inside the unit. RM500 penalty for smoking. Smoking allowed on balcony with closed glass door.



Restricted Fruits

Durians, mangosteens, and dragon fruits are not allowed inside the homestay.



D'LAGOON

Unit Number:A-10-06

Facility Floor: Level 3

Parking Lot: Level 1-1006



1

根据GPS来到这里，转进此入口
Follow GPS and enter here



2

和保安说要去D'Lagoon
Tell the security guard want to go D'Lagoon



3

直走转右会看到第二个保安亭

Go straight and turn right and you will see the second security booth



4

转右了过后, 与保安登记A-10-06, 让他带你到信箱区

After turn right, register A-10-06 with security, ask them bring you to mailbox area



5

过了保安亭, 向右弯进
After passing the security booth, turn right



6

转右过后, 进入此入口
After turning right, enter this entrance

At this intersection, continue to turn right



7

到此交叉路口，继续转右

At this intersection, continue turn right



8

左转
Turn left



9

停在此处前往信箱区
Stop here, go to mailbox area



10

让保安帮忙打开此门
Ask the guard help to open this door



11

一进入大厅, 信箱区会在您的左边
Once get in lobby, mailbox area will at your left hand side



12

输入客服给的密码, 打开并取得钥匙

Key in the password given by customer service, open and collect the access card



由于指定的停车场位子入口处很窄，所以可以使用这里的访员停车位，如果需要使用室内停车场，可以看下一页带领着您前往室内停车场，请小心开往停车场，如有意外或刮花，我们没有负责哦。

Due to indoor parking entrance very narrow, you may use this visitor parking area, if you need to use indoor parking, can refer next page of slide. Please be careful when you enter parking, we will not take any responsibility of crash or any accident.



13

直走一小段，停车场会在您的左边

Go straight for a short distance and the parking lot will be on your left




14

这是停车场的入口处
This is the entrance to the parking lot




15

使用您刚刚拿到的卡扫描此仪器
Scan this instrument using the card you just received




16

转左
Turn left



17 直走到尽头
Go straight to the end






19

您的停车位就在这里
Your parking spot is here



20

这是您的停车位号码
Your parking spot number



21

找到此门口
Find this doorway



22

用卡扫描
Scan with card



23

来到电梯口
Elevator



24

用卡扫描仪, 随后按下level 10
Scan with card, press level 10



25

电梯开门后, 转左
After the elevator opens, turn left



26

转右
Turn right



27

您的单位将会在您的左手边
Your unit will at your left hand side



28

#10-06



29

使用蓝色芯片扫描门锁，就能进入
Use the blue chip to scan the door lock and gain entry



Thank You

Enjoy every moment of your vacation!

Homestay Management by Antlerzone