



Welcome

Make you feel like home

Homestay Management by Antlerzone

House Rules



Unreturned Access Card/Car Tag

RM200 penalty for not returning key/access card/car tag after check-out.



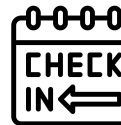
Early Check-in/Late Check-out

Please inform us in advance for early check-in or late check-out. Early check-in & Check-out subject to availability.



Guest Responsibility

Guests are responsible for all items in the premises. Any damage or loss will be charged based on the price list.



Check-in Information

Check-in from 4:00 pm to 10:30 pm for assistance during your arrival.



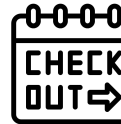
Party Policy

Notify beforehand. RM500 fee + penalty for undisclosed parties.



Prohibition of Illegal Activities

Engaging in illegal activities in the unit is strictly prohibited. Any such activities will be reported to the police.



Check-out Time

Check-out before 11:00am to avoid extra charges for room preparation.



Number of Guests

Provide accurate guest count during booking/payment. Extra guests incur RM50/pax charge.



Guest Responsibility – Belongings

We are not responsible for any forgotten belongings. Please ensure you check thoroughly before checking out.



Quiet Hours

Quiet hours start at 10 pm. Please respect the peace and quiet for all guests.



No Pets Allowed

Pets are prohibited in our high-rise units. Penalties and summonses will be enforced as per management guidelines.



No Smoking Policy

Strict no-smoking policy inside the unit. RM500 penalty for smoking. Smoking allowed on balcony with closed glass door.



Restricted Fruits

Durians, mangosteens, and dragon fruits are not allowed inside the homestay.



D'pristine

Unit Number: T2-16-07 2BR

Facility Floor: Level 9

Parking Lot: Level 5



1

把车暂时停在这里
Park your car here for a moment

1



2

在此登记 T2-22-10（请保安帮忙开门）

Register here for T2-22-10 (Ask Security for help to open the door)



3

进入邮箱房


Walk into mailbox room



4

寻找信箱T2-16-07，利用密码转开

Find mailbox T2-16-07 and use the password to open



5

利用密码打开右边的信箱并拿取钥匙

Use the password to open the wooden box to get the key



6

从此入口进停车场到 Level 5
Enter to the parking here and go to Level 5



7

寻找靠近 T2 电梯的停车位（可停放在任何位置）
Find the parking lot near to the T2 lift (Any parking lot)



8

扫描卡开门
Scan the card to open the door



9

利用门卡，扫这里后通往16楼

Use the access card to scan here and go to 13 floor



10

出电梯后，单位就在正前方
After come out lift,our unit is in front of you



11

扫描芯片进入
Scan the token to enter



12

进入大门后，您的单位就在右边, 利用蓝色芯片打开门锁

After enter the main door,your unit is on your right hand side,use the blue token to unlock the door



Thank You

Enjoy every moment of your vacation!

Homestay Management by Antlerzone